




corpuls[®]

FOCUS - ON - PATIENTS

**TRAIN
HOW YOU
FIGHT
FOR LIVES**



corpuls simulation



REALITY. SIMULATED.

IF YOU WANT TO BE AMONG THE BEST, YOU NEED THE BEST TRAINING.

The new generation in mission simulation

Previous training methods have focused on learning a technique through repetition. However, there is often a large gap between theoretical scenarios and the actual "fight" for a human life. With **corpuls simulation** we bring 100% realistic scenarios to your training. Just as pilots training in a flight simulator are thrown surprise complications, lifesavers training with **corpuls simulation** have to overcome unforeseen situations. This, as well as the exact replication of all corpuls defibrillators, creates an incomparably realistic training situation. The result is a team that is optimally prepared for every scenario and therefore, a significantly better quality of care for the patient.



SPECIFICATIONS

COMPONENTS

- High quality hard case
- Accessory bags on the device (left, right, rear side)
- Transport bag with shoulder strap
- Monitoring ECG cable (ERC/AHA)
- Diagnostic ECG cable (ERC/AHA)
- SpO₂ sensor
- **corpuls** NIBP cuff (with hose) in different sizes
- etCO₂ sensor
- CPR Feedback sensor
- Master cable for **corpuls simulation** training electrodes

- Reusable **corpPatch simulation** training electrodes (adult/pediatric)
- Power bank
- WLAN access point and Bluetooth gateway (single-board computer)
- USB multi-charger
- Colour coded case for Instructor iPad

WEIGHT

- Device with Apple iPad Pro and Instructor iPad in transport bag with shoulder strap: 6.4 kg
- Device with Apple iPad Pro and Instructor iPad: 5.0 kg

RUN TIME

- ca. 10 hours plus power bank capacity


MEASUREMENTS


- With accessory bags (left, right, rear side): 540 mm x 300 mm x 200 mm (W x H x D)


More at www.corpuls.world

THE SIMULATOR


An Apple iPad Pro in a deceptively authentic **corpuls3** hard case makes up the heart of **corpuls simulation**. There is space in the side pockets for the true-to-original cables and sensors. Thanks to the power bank and integrated single-board computer **corpuls simulation** is completely self-sufficient. You only have to switch **corpuls simulation** on – the device takes care of all further configurations for WLAN and Bluetooth itself after a one-off setup.

 12.9" iPad Pro as Touchscreen


 Onboard WLAN access point and Bluetooth gateway


 User interface for:


- **corpuls3 Classic**
- **corpuls3 TOUCH**
- **corpuls1**
- **corpuls aed**

 Extensive accessories:

- Reusable simulation electrodes
- True-to-original sensors and cuffs
- and much more




 USB multi-charger

 True-to-original bags from the **corpuls3** for accessories

 **corpuls simulation** transport bag



 Instructor iPad according to kit configuration



THE FACTS

- All the functions of the original device
- Realistic parameters and curves
- Status changes through events
- Scenario editor
- Simulation consumables
- Original accessories
- The latest device software for the respective medical products
- Multiple languages available
- Safe training
- **corpuls simulation** community
- Bluetooth connection to **corpuls cpr**

Up to date

Every new device software version brings changes. In order to best prepare lifesavers for these changes, new **corpuls** defibrillator software versions are also available for **corpuls simulation**. So your team will already be familiar with the new software before it is installed on your real **corpuls** defibrillator.

▶ Via the intuitive interface, current scenarios can be modified at any time



MISSION READY ALWAYS AND EVERYWHERE

Thanks to the built-in power supply, a mission scenario outside of the training room is no problem. **corpuls simulation** has everything that is required for training under real conditions directly on board.

SIMULATION WITH ALL THE DETAILS

In the accessory bag of the **corpuls simulation** hard case there is space for the reusable **corPatch simulation** training electrodes. The sensors are modelled exactly on the original **corpuls** defibrillator equipment. The alarm signals are exactly the same as the real **corpuls** defibrillators.

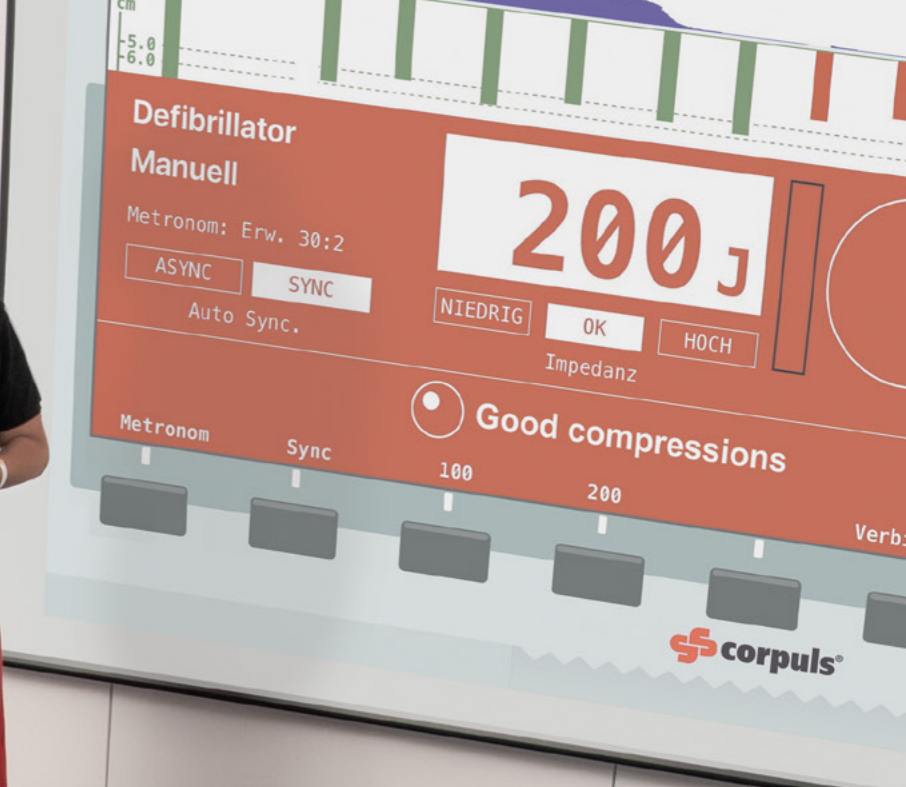
BUILT TOUGH

corpuls simulation is optimally protected and stored in the custom-made PAX transport bag that is included in the set.



Pat. male 78 years
↳ known arterial hypertension
↳ STEMI in 2017

(A) - free
(B) - no respiration
(C) - pale cold skin
- no puls detectable





SYNCHRONISED THERAPY*

Training not only means using existing knowledge, but also learning new techniques – such as compression synchronised therapy with the **corpuls3** and **corpuls cpr**.

Thanks to the **corpuls simulation** Bluetooth connection, the **corpuls cpr** actually becomes the fourth module of the simulated **corpuls3** or **corpuls3T**. Therefore, all the device advantages and use scenarios can be trained and learned for use in the field.

You can find more information on compression synchronised therapy in the **corpuls3T** system brochure.



* Using the combination of **corpuls simulation** and **corpuls cpr** only on training manikins

FOUR IN ONE

All the **corpuls** defibrillators in one simulation system

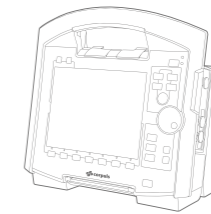
With **corpuls simulation** you can simulate all four **corpuls** defibrillators in one system using the same hardware.



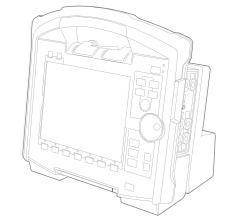
corpuls aed




corpuls¹



corpuls³



CAT



corpuls simulation COMMUNITY

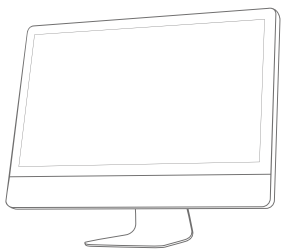
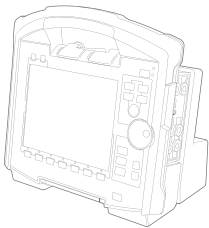
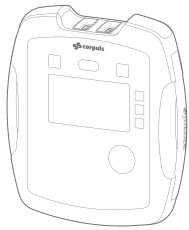
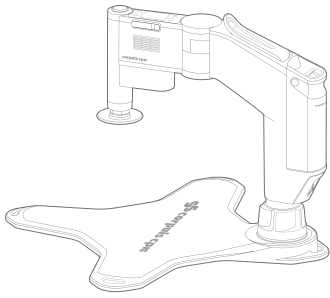
NETWORK WITH INSTRUCTORS FROM ALL OVER THE WORLD

Knowledge is the only resource that increases when you share it – the basic principle of the **corpuls simulation** community. It is precisely for this reason that we place so much value on networking and offering space to exchange ideas.

- Share **simulation scenarios**
- **Exchange** experiences
- **Designing training concepts** together
- **Manage devices** and licenses



► Share your training and experiences in the **corpuls simulation** community



For over 40 years, **corpuls**[®] has developed and produced innovative high-end equipment for emergency and intensive care medicine. Today, in our headquarters in Kaufering, over 450 hearts each beat around 80,000 times every work day while aspiring to meet the high standards of rescue workers from over 75 countries around the world.

corpuls defibrillators, patient monitoring systems and chest compression devices have set the standard since day one in the realisation of the most advanced insights in medical science, as well as in terms of innovation and ergonomics. Thus guaranteeing reliable and trusted aid in the fight for human lives.



Manufacturer:

corpuls | GS Elektromedizinische Geräte

G. Stemple GmbH

Hauswiesenstrasse 26 | 86916 Kaufering | Germany

Telephone +49 8191 65 722-0

E-mail info@corpuls.com

Web www.corpuls.world

Products may not be available in all markets as product availability depends on the regulatory and/or medical processes in individual markets. For availability please contact info@corpuls.com. Printing errors as well as construction and design modification subject to change. All mentioned product names are registered trademarks of the respective owners.
Art.-Nr. 76139.48020 Vers. 1.2 (05/24)